



NATIONAL ELECTIONS COMMISSION
DECLARATION OF PRELIMINARY TALLY RESULTS
PRESIDENT/VICE-PRESIDENT

Sunday, October 16, 2005 3:11:11 PM


\*\* Election falls under jurisdiction of multiple County Electoral Offices; consolidated tally report to be provided by National Tally Center. \*\*

County: MARGIBI

Polling Places Reported: 237 of 3070 (8%)

Table with 3 columns: Candidates, Votes Obtained, Percent of Valid Votes. Lists candidates like BARNES, BRUMSKINE, CONNEH, etc.

Summary table with 3 rows: Total Valid Votes (68,296), Total Invalid Votes (3,148), Total Votes (71,444).



Name of Magistrate
Signature of Magistrate

Date: 16/10/05

Name and Signature of Party/Candidate Representatives:

- Numbered list from 1 to 24 for party/candidate representatives. Includes handwritten signature 'ES BOPH D...' for item 1.



NATIONAL ELECTIONS COMMISSION

DECLARATION OF PRELIMINARY TALLY RESULTS

SENATE

Sunday, October 16, 2005 3:11:11 PM



County: **MARGIBI**


Polling Places Reported: **229 of 229 (100%)**

Candidates	Votes Obtained	Percent of Valid Votes
BENNIE, Charles D. (RULP)	8,035	6.7%
BOWIER, Joseph Jensen (UP)	7,779	6.5%
DAVIS, Bestus Peter (NPP)	5,979	5.0%
DENNIS, William E. (UP)	10,756	9.0%
FAHN, Sampson Bedell (NPP)	7,808	6.6%
GARNEO, Abraham B.Y. Jusu (APD)	2,386	2.0%
GARWON, A. Sylvester (CDC)	4,835	4.1%
JAH, Clarice Alpha (LP)	22,726	19.1%
KAINE, Roland Cooper (CDC)	15,215	12.8%
KROMAH, Mohamed Taqii (NRP)	2,580	2.2%
LEITAL, Joe Roberts (COTOL)	9,303	7.8%
MULBAH, SR., Michael S. (COTOL)	5,085	4.3%
NEBLETT, James Adof (NRP)	2,067	1.7%
PENNEH, John M. (NDPL)	6,368	5.3%
TOWNSEND, Clarence Benjamin (RULP)	2,158	1.8%
WYMON, Benjamin Kolo-V	6,081	5.1%

Total Valid Votes	119,161	100.0%
Total Invalid Votes:	2,673	
Total Votes:	121,834	

Name of Magistrate

Signature of Magistrate



Date: *16/10/05*

Name and Signature of Party Candidate Representatives:

- 1: *(LP) EJ Bajah ...*
- 2: \_\_\_\_\_
- 3: \_\_\_\_\_
- 4: \_\_\_\_\_
- 5: \_\_\_\_\_
- 6: \_\_\_\_\_
- 7: \_\_\_\_\_
- 8: \_\_\_\_\_
- 9: \_\_\_\_\_
- 10: \_\_\_\_\_
- 11: \_\_\_\_\_
- 12: \_\_\_\_\_
- 13: \_\_\_\_\_
- 14: \_\_\_\_\_
- 15: \_\_\_\_\_
- 16: \_\_\_\_\_
- 17: \_\_\_\_\_
- 18: \_\_\_\_\_
- 19: \_\_\_\_\_
- 20: \_\_\_\_\_
- 21: \_\_\_\_\_
- 22: \_\_\_\_\_
- 23: \_\_\_\_\_
- 24: \_\_\_\_\_



NATIONAL ELECTIONS COMMISSION  
DECLARATION OF PRELIMINARY TALLY RESULTS  
HOUSE OF REPRESENTATIVES


Sunday, October 16, 2005 3:11:12 PM

County: **MARGIBI**

Electoral District Number: **01**

Polling Places Reported: **64 of 64 (100%)**

Candidates	Votes Obtained	Percent of Valid Votes
CEMBIANOR, Nyumah Tamba (CDC)	1,936	12.0%
COOPER, Joseph Saah (NPP)	1,795	11.1%
FOFANA, Sansee Karpeh (UP)	1,117	6.9%
LORYEE, Henry B. (LP)	1,189	7.4%
NUQUAY, Emmanuel James (Ind)	5,794	35.9%
SHERIFF, Tejan Cheik (NRP)	407	2.5%
SONII, Dao Ansu (COTOL)	3,912	24.2%
Total Valid Votes		16,150 100.0%
Total Invalid Votes:		1,467
Total Votes:		17,617



Name of Magistrate

Signature of Magistrate

Date: 16/10/05

Name and Signature of Party/Candidate Representatives:

- 1: ET Bofah 13: \_\_\_\_\_
- 2: \_\_\_\_\_ 14: \_\_\_\_\_
- 3: \_\_\_\_\_ 15: \_\_\_\_\_
- 4: \_\_\_\_\_ 16: \_\_\_\_\_
- 5: \_\_\_\_\_ 17: \_\_\_\_\_
- 6: \_\_\_\_\_ 18: \_\_\_\_\_
- 7: \_\_\_\_\_ 19: \_\_\_\_\_
- 8: \_\_\_\_\_ 20: \_\_\_\_\_
- 9: \_\_\_\_\_ 21: \_\_\_\_\_
- 10: \_\_\_\_\_ 22: \_\_\_\_\_
- 11: \_\_\_\_\_ 23: \_\_\_\_\_
- 12: \_\_\_\_\_ 24: \_\_\_\_\_

(LP)



NATIONAL ELECTIONS COMMISSION  
DECLARATION OF PRELIMINARY TALLY RESULTS  
HOUSE OF REPRESENTATIVES

Sunday, October 16, 2005 3:11:12 PM

County: **MARGIBI**


Electoral District Number: **02**

Polling Places Reported: **53 of 53 (100%)**

Candidates	Votes Obtained	Percent of Valid Votes
BUWAY, John Z. (FDP)	2,289	13.9%
DENNIS, Joseph S. (UDA)	2,656	16.1%
GWESA, C. Lawuo (COTOL)	2,378	14.5%
JALLAH, Kollie Sorsor (CDC)	2,453	14.9%
LACKIE, Ansu Washington (UP)	3,304	20.1%
NEBLETT, Nanuh Prince (LP)	1,512	9.2%
SNOH, Mc-Hilary Malawi (NPP)	1,857	11.3%

Total Valid Votes	16,449	100.0%
Total Invalid Votes:	818	
Total Votes:	17,267	

Name of Magistrate  
Signature of Magistrate



Date: 16/10/05

Name and Signature of Party/Candidate Representatives:

(LP)

- 1: J. B. B. Doe 13: \_\_\_\_\_
- 2: \_\_\_\_\_ 14: \_\_\_\_\_
- 3: \_\_\_\_\_ 15: \_\_\_\_\_
- 4: \_\_\_\_\_ 16: \_\_\_\_\_
- 5: \_\_\_\_\_ 17: \_\_\_\_\_
- 6: \_\_\_\_\_ 18: \_\_\_\_\_
- 7: \_\_\_\_\_ 19: \_\_\_\_\_
- 8: \_\_\_\_\_ 20: \_\_\_\_\_
- 9: \_\_\_\_\_ 21: \_\_\_\_\_
- 10: \_\_\_\_\_ 22: \_\_\_\_\_
- 11: \_\_\_\_\_ 23: \_\_\_\_\_
- 12: \_\_\_\_\_ 24: \_\_\_\_\_



Republic of Liberia  
**NATIONAL ELECTIONS COMMISSION**  
**DECLARATION OF PRELIMINARY TALLY RESULTS**  
**HOUSE OF REPRESENTATIVES**

Sunday, October 16, 2005 3:11:12 PM

County: **MARGIBI**

Electoral District Number: **03**

Polling Places Reported: **56 of 56 (100%)**

Candidates	Votes Obtained	Percent of Valid Votes
COLLINS, Ida Bouyonor-Swen (NDPL)	1,174	7.2%
EVERETT, Dorothy Ben (UP)	1,746	10.7%
GBOLLIE, Saah Richarid (NPP)	4,472	27.5%
HOWISON, Doppa Dormou (COTOL)	2,322	14.3%
MULBAH, Henry Zayzay (FDP)	3,369	20.7%
PARKER, Chippaye Martha (CDC)	1,035	6.4%
PARKER, Lahai B. (NRP)	261	1.6%
ROBERTS, William G. (NDM)	464	2.9%
TUNNIE, Moses Flomo (LP)	1,403	8.6%


Total Valid Votes	16,246	100.0%
Total Invalid Votes:	1,095	
Total Votes:	17,341	

Name of Magistrate *J. Kephon...*  
 Signature of Magistrate *[Handwritten Signature]*

Date: *16/10/05*

Name and Signature of Party/Candidate Representatives:

- 1: *(LP) EJ Bofoh Doe*
- 2: \_\_\_\_\_
- 3: \_\_\_\_\_
- 4: \_\_\_\_\_
- 5: \_\_\_\_\_
- 6: \_\_\_\_\_
- 7: \_\_\_\_\_
- 8: \_\_\_\_\_
- 9: \_\_\_\_\_
- 10: \_\_\_\_\_
- 11: \_\_\_\_\_
- 12: \_\_\_\_\_
- 13: \_\_\_\_\_
- 14: \_\_\_\_\_
- 15: \_\_\_\_\_
- 16: \_\_\_\_\_
- 17: \_\_\_\_\_
- 18: \_\_\_\_\_
- 19: \_\_\_\_\_
- 20: \_\_\_\_\_
- 21: \_\_\_\_\_
- 22: \_\_\_\_\_
- 23: \_\_\_\_\_
- 24: \_\_\_\_\_





NATIONAL ELECTIONS COMMISSION  
DECLARATION OF PRELIMINARY TALLY RESULTS  
HOUSE OF REPRESENTATIVES

Sunday, October 16, 2005 3:11:12 PM

County: **MARGIBI**

Electoral District Number: **04**

Polling Places Reported: **56 of 56 (100%)**


Candidates	Votes Obtained	Percent of Valid Votes
CHIDERYOU, Flasher Garjuan (Ind)	3,528	22.1%
HOWARD, Louise Korpo (LPL)	1,499	9.4%
KAIHEYAH, Joseph Ngobeh (ULD)	1,468	9.2%
MCCAULEY, Edward (Ind)	1,093	6.9%
MCGEE, JR., George Gahway (COTOL)	846	5.3%
MORRIS, Robert Franz (UP)	2,159	13.6%
THOMAS, Arthomilts Sieh (NPP)	956	6.0%
WEH, Mellish P. G. (CDC)	1,385	8.7%
WRIGHT, George S. (LP)	2,999	18.8%

Total Valid Votes	15,933	100.0%
Total Invalid Votes:	1,024	
Total Votes:	16,957	

Name of Magistrate

Signature of Magistrate

Name and Signature of Party Candidate Representatives:



Date: *16/10/05*

- (LP) 1: *Ed Bofah Dote* 13:
- 2: 14:
- 3: 15:
- 4: 16:
- 5: 17:
- 6: 18:
- 7: 19:
- 8: 20:
- 9: 21:
- 10: 22:
- 11: 23:
- 12: 24: