



NATIONAL ELECTIONS COMMISSION
DECLARATION OF PRELIMINARY TALLY RESULTS
PRESIDENT/VICE-PRESIDENT

Friday, October 14, 2005 10:41:12 AM

** Election falls under jurisdiction of multiple County Electoral Offices; consolidated tally report to be provided by National Tally Center. **

County: BOMI

Polling Places Reported: 98 of 3070 (3%)


Table with 3 columns: Candidates, Votes Obtained, Percent of Valid Votes. Lists candidates like BARNES, Milton Nathaniel (LDP) and totals: Total Valid Votes 26,907, Total Invalid Votes 1,365, Total Votes 28,272.

Name of Magistrate W. Farmah

Signature of Magistrate [Handwritten Signature]

Name and Signature of Party/Candidate Representatives:

- 1: Alphason V. Kamara NDPL
2: James J. Jalatkins, Sr. UP
3: Tameeh C. Johnson LP
4: F. Sch Zemoni LAP/COTOL
5: Prince A. Forpoh's PRODEM
6: S. Momolu Dorley NPP
13:
14:
15:
16:
17:
18:
19:
20:
21:
22:
23:
24:





Republic of Liberia
NATIONAL ELECTIONS COMMISSION
DECLARATION OF PRELIMINARY TALLY RESULTS
SENATE

Friday, October 14, 2005 10:41:12 AM

County: **BOMI**

Polling Places Reported: **98 of 98 (100%)**

Candidates	Votes Obtained	Percent of Valid Votes
ANDERSON, Alfred Boimah (NPP)	2,997	6.7%
BALLOH, Musah (ALCOP)	2,882	6.5%
BENSON, Rebecca T. (LP)	3,792	8.5%
BROWN, Samuel Njalbae (LP)	2,226	5.0%
DEVINE, Richard Blamah (COTOL)	5,198	11.7%
JOHNSON, Sando Dazoe (NPP)	4,523	10.2%
KO-JUAH, Amos Boima (UP)	2,094	4.7%
LANSANAH, Lahai Gbabyte (NDPL)	5,403	12.2%
MASSALEY, Mohammed Aliu (UP)	4,247	9.6%
SANDO, G. Aaron (NDPL)	4,227	9.5%
SARNOR, Faliku G. (CDC)	3,259	7.3%
VINCENT, Erik Bauman (APD)	741	1.7%
VINCENT, Lincoln (LDP)	867	1.9%
WASHINGTON, Hajah Sheri (COTOL)	2,012	4.5%
Total Valid Votes	44,468	100.0%
Total Invalid Votes:	1,129	
Total Votes:	45,597	

Name of Magistrate kl. Farmeh


Signature of Magistrate [Signature]

Date: 13/10/05

Name and Signature of Party/Candidate Representatives:

- 1: Alphamro V. Kamara NDPL
- 2: James J. Watkins, Sr. UP
- 3: Tamela C. Johnson LP
- 4: Ti. Seh Zemon II LRP/COTOL
- 5: Prince D. Fortpoh II Prodem
- 6: S. Momolu Orley NPP
- 7: _____
- 8: _____
- 9: _____
- 10: _____
- 11: _____
- 12: _____

- 13: _____
- 14: _____
- 15: _____
- 16: _____
- 17: _____
- 18: _____
- 19: _____
- 20: _____
- 21: _____
- 22: _____
- 23: _____
- 24: _____





NATIONAL ELECTIONS COMMISSION

DECLARATION OF PRELIMINARY TALLY RESULTS

HOUSE OF REPRESENTATIVES

Friday, October 14, 2005 10:41:13 AM



County: **BOMI**

Electoral District Number: **01**


Polling Places Reported: **98 of 33 (297%)**

Candidates	Votes Obtained	Percent of Valid Votes
BOIMAH, Sando Samuel (NPP)	859	9.7%
BROWN, Jeru S. (NDPL)	1,466	16.5%
GRAY, Quaye Boimah (CDC)	1,157	13.0%
GRAY, SR., Sylvester Kojuah (NRP)	1,341	15.1%
TYLER, Jenekai Alex (COTOL)	1,910	21.5%
YORYOR, Miatta Richardson (UP)	1,084	12.2%
ZINNAH, Alfred Blamah-Seh (LP)	1,067	12.0%
Total Valid Votes		8,884 100.0%
Total Invalid Votes:		825
Total Votes:		9,709

Name of Magistrate K. Farmah
Signature of Magistrate [Signature]

Name and Signature of Party/Candidate Representatives:

- 1: Alphamro V. Kamara NDPL 13: _____
- 2: James J. Blattkins, Sr. UP 14: _____
- 3: Jameh C. Johnson LP 15: _____
- 4: T. Seh Zemon II NPP/CDC 16: _____
- 5: Prince D. Fokpah II Prodem 17: _____
- 6: S. Momolu Borley NPP 18: _____
- 7: _____ 19: _____
- 8: _____ 20: _____
- 9: _____ 21: _____
- 10: _____ 22: _____
- 11: _____ 23: _____
- 12: _____ 24: _____





NATIONAL ELECTIONS COMMISSION
DECLARATION OF PRELIMINARY TALLY RESULTS
HOUSE OF REPRESENTATIVES

Friday, October 14, 2005 10:41:13 AM

County: **BOMI**

Electoral District Number: **02**

Polling Places Reported: **98 of 35 (280%)**

Candidates	Votes Obtained	Percent of Valid Votes
DAVIS, JR., Ballah K. M. (NDM)	1,388	15.7%
GBELLAY, SR., John I. (UP)	776	8.8%
GOLANYON, Daniel Amadu (NPP)	187	2.1%
JABATEH, M. Khalifa (NRP)	358	4.1%
KARNEH, A.J. Armah (ALCOP)	583	6.6%
KEMOKAI, Joseph Bamgongo (LDP)	354	4.0%
MANUBAH, Musu Foley (LPL)	898	10.2%
SAMOLAH, Adama Boimah (CDC)	373	4.2%
SHERIFF, Daouda V. (PRODEM)	120	1.4%
SIRYON, Haja Fata (NDPL)	2,530	28.7%
WILES, David Momolu (COTOL)	908	10.3%
ZENNEH, George M. (LP)	346	3.9%
Total Valid Votes		8,821 100.0%
Total Invalid Votes:		507
Total Votes:		9,328


Name of Magistrate W. Farnah

Signature of Magistrate [Signature]

Date: 13/10/05

Name and Signature of Party/Candidate Representatives:

- 1: Alphonso V. Kamara NDPL 13: _____
- 2: James J. Wlatkins Sr. UP 14: _____
- 3: Janneh C. Johnson LP 15: _____
- 4: T. Seh Zeman II LPP/COTOL 16: _____
- 5: Prince A. Fokpo II Prodem 17: _____
- 6: S. Momolu Dorley NPP 18: _____
- 7: _____ 19: _____
- 8: _____ 20: _____
- 9: _____ 21: _____
- 10: _____ 22: _____
- 11: _____ 23: _____
- 12: _____ 24: _____





NATIONAL ELECTIONS COMMISSION

DECLARATION OF PRELIMINARY TALLY RESULTS

HOUSE OF REPRESENTATIVES

Friday, October 14, 2005 10:41:13 AM



County: BOMI

Electoral District Number: 03

Polling Places Reported: 98 of 30 (327%)

Candidates	Votes Obtained	Percent of Valid Votes
COOPER, Tarnue H. (CDC)	2,530	30.8%
DAVIS, Ernest Gray (COTOL)	1,649	20.0%
HOLMES, JR., Joseph Boakai (NDM)	1,223	14.9%
KARNLEY, Gbillye Dougba (NPP)	898	10.9%
KOLLIE, John Zoebohn (LP)	614	7.5%
SIRLEAF, Sando Gaiyah (LDP)	592	7.2%
TARWEH, Seth Momo (PRODEM)	269	3.3%
TIPAYSON, Oretha Maviayer (RULP)	452	5.5%
Total Valid Votes		8,227 100.0%
Total Invalid Votes:		760
Total Votes:		8,987

Name of Magistrate *W. Farmah*
Signature of Magistrate *[Signature]*

Date: *13/10/05*

Name and Signature of Party/Candidate Representatives:

- 1: *Alphansa V. Kamara NDPL* 13: _____
- 2: *James J. Watkins, Sr. UP* 14: _____
- 3: *Taniel C. Johnson LP* 15: _____
- 4: *Tiseh Zemon II LPP/NDP* 16: _____
- 5: *Prince D. Fockoh II Prodem* 17: _____
- 6: *S. Monolu Lerley NPP* 18: _____
- 7: _____ 19: _____
- 8: _____ 20: _____
- 9: _____ 21: _____
- 10: _____ 22: _____
- 11: _____ 23: _____
- 12: _____ 24: _____

