



**Republic of Liberia  
National Elections Commission**



**National Tally Center Referendum Results Report  
for the National Referendum  
on 23 August 2011**

as of 30 Aug 2011 4:00 p





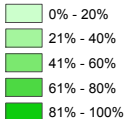
# National Elections Commission

National Referendum Results

as of 30 August 2011 04:00 p



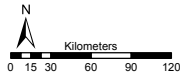
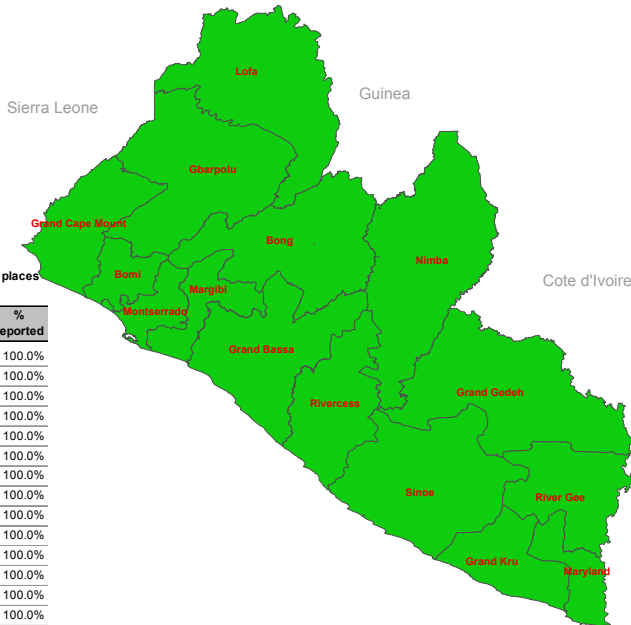
## Tally Progress



Not Reported

National: 4,457 of 4,457 (100.00%) polling places reported

County	Stations Reported	Stations Pending	% Reported
Bomi	128	-	100.0%
Bong	420	-	100.0%
Grand Bassa	336	-	100.0%
Grand Cape Mount	146	-	100.0%
Grand Gedeh	131	-	100.0%
Grand Kru	76	-	100.0%
Lofa	378	-	100.0%
Margibi	305	-	100.0%
Maryland	133	-	100.0%
Montserrado	1,477	-	100.0%
Nimba	566	-	100.0%
Rivercess	78	-	100.0%
Sinoe	106	-	100.0%
River Gee	72	-	100.0%
Gbarpolu	105	-	100.0%
<b>National</b>	<b>4,457</b>	<b>-</b>	<b>100.0%</b>



Note: Depicted boundaries are for directional purposes only and do not indicate endorsement of Government of Liberia.



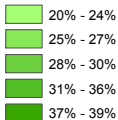
# National Elections Commission

National Referendum Results

as of 30 August 2011 04:00 p



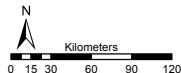
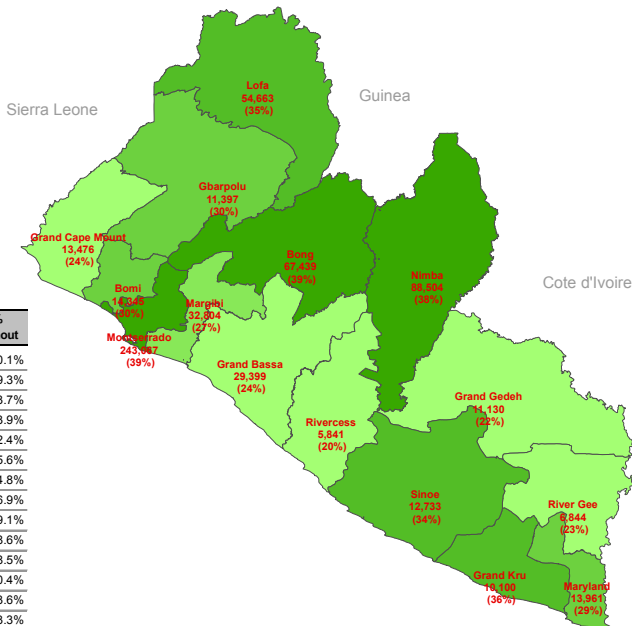
## Turnout



Not Reported

National: 615,703 (34.23%) for reported polling places

County	Voters	% Turnout
Bomi	14,345	30.1%
Bong	67,439	39.3%
Grand Bassa	29,399	23.7%
Grand Cape Mount	13,476	23.9%
Grand Gedeh	11,130	22.4%
Grand Kru	10,100	35.6%
Lofa	54,663	34.8%
Margibi	32,804	26.9%
Maryland	13,961	29.1%
Montserrado	243,067	38.6%
Nimba	88,504	38.5%
Rivercess	5,841	20.4%
Sinoe	12,733	33.6%
River Gee	6,844	23.3%
Gbarpolu	11,397	30.1%
<b>National</b>	<b>615,703</b>	<b>34.2%</b>



Note: Depicted boundaries are for directional purposes only and do not indicate endorsement of Government of Liberia.



# Republic of Liberia National Elections Commission

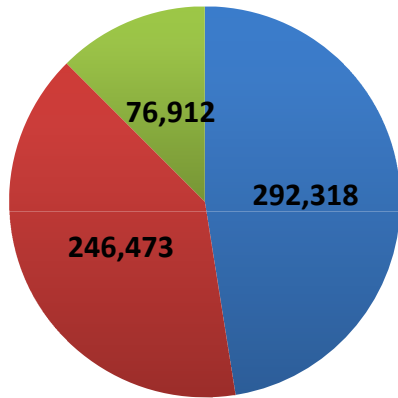


## National Referendum Results

as of 30 Aug 2011 4:00 p

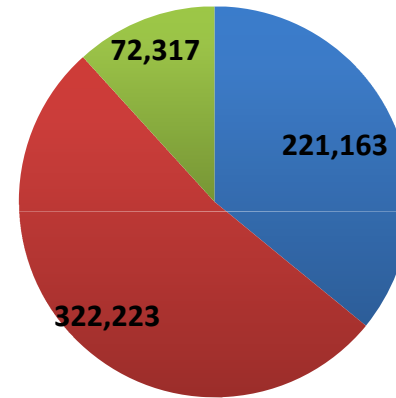
4,457 of 4,457 Polling Places Reported

### Proposition 1



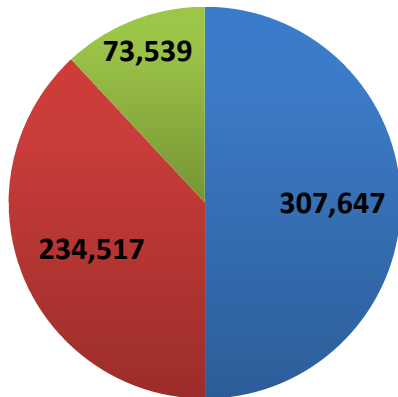
■ Yes Votes  
■ No Votes  
■ Invalid Votes

### Proposition 2



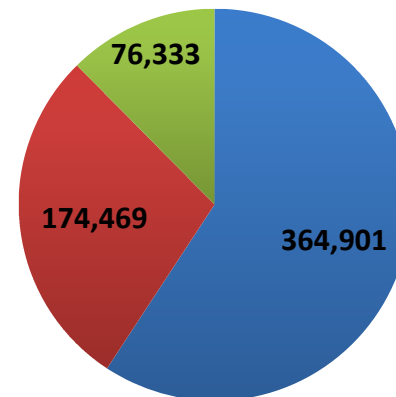
■ Yes Votes  
■ No Votes  
■ Invalid Votes

### Proposition 3



■ Yes Votes  
■ No Votes  
■ Invalid Votes

### Proposition 4



■ Yes Votes  
■ No Votes  
■ Invalid Votes



# Republic of Liberia National Elections Commission

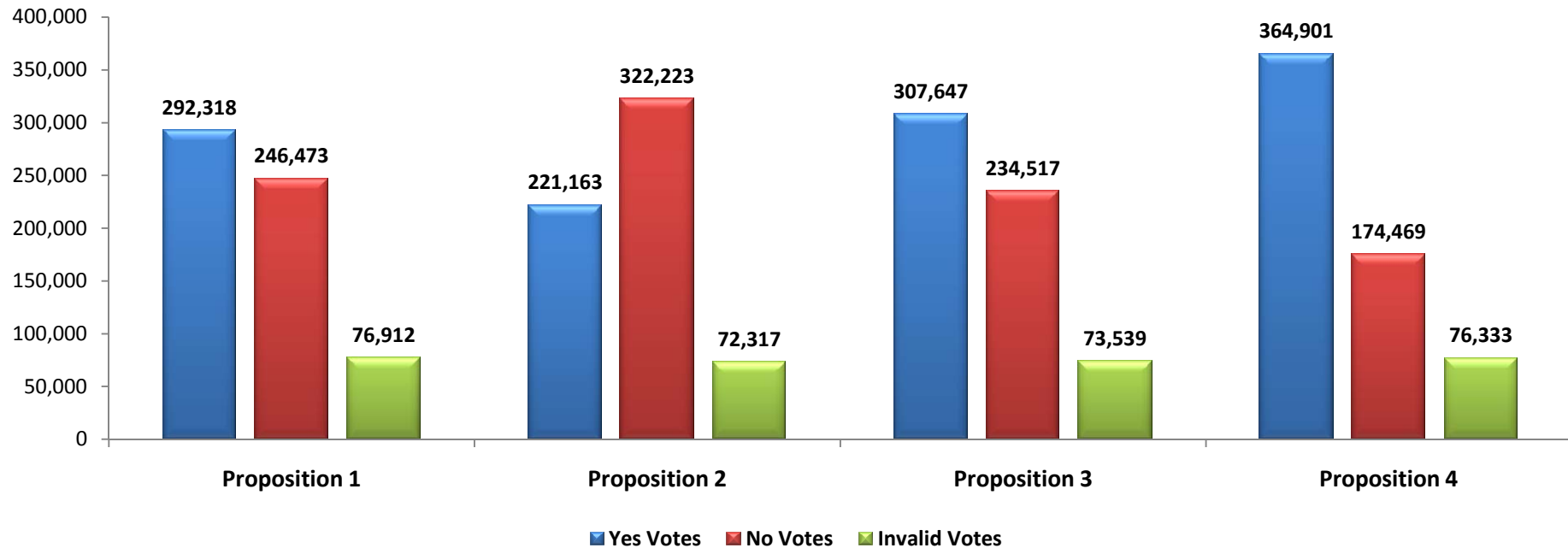


## National Referendum Results

as of 30 Aug 2011 4:00 p

4,457 of 4,457 Polling Places Reported

Ballot Question	"YES" Votes	"NO" Votes	Invalid Votes	Total Votes
<b>Proposition 1</b> Amendment to Article 52(c)	292,318	246,473	76,912	615,703
<b>Proposition 2</b> Amendment to Article 72(b)	221,163	322,223	72,317	615,703
<b>Proposition 3</b> Amendment to Article 83(a)	307,647	234,517	73,539	615,703
<b>Proposition 4</b> Amendment to Article 83(b)	364,901	174,469	76,333	615,703





# Republic of Liberia National Elections Commission



## National Referendum Results

as of 30 Aug 2011 4:00 p

4,457 of 4,457 Polling Places Reported

County	Proposition 1				Proposition 2				Proposition 3				Proposition 4			
	Yes Votes	No Votes	Invalid Votes	Total Votes	Yes Votes	No Votes	Invalid Votes	Total Votes	Yes Votes	No Votes	Invalid Votes	Total Votes	Yes Votes	No Votes	Invalid Votes	Total Votes
Bomi	7,760	4,925	1,660	14,345	6,766	5,984	1,595	14,345	8,501	4,275	1,569	14,345	9,565	3,153	1,627	14,345
Bong	31,290	27,795	8,354	67,439	25,978	32,616	8,845	67,439	33,101	25,504	8,834	67,439	38,480	19,673	9,286	67,439
Grand Bassa	15,440	10,728	3,231	29,399	11,994	14,111	3,294	29,399	17,197	8,850	3,352	29,399	18,593	7,324	3,482	29,399
Grand Cape Mount	6,739	4,571	2,166	13,476	6,139	5,405	1,932	13,476	7,930	3,603	1,943	13,476	7,949	3,396	2,131	13,476
Grand Gedeh	6,208	4,025	897	11,130	5,035	5,187	908	11,130	6,443	3,809	878	11,130	6,902	3,291	937	11,130
Grand Kru	5,541	3,620	939	10,100	5,313	4,002	785	10,100	6,402	2,901	797	10,100	6,582	2,620	898	10,100
Lofa	26,200	20,912	7,551	54,663	24,135	23,481	7,047	54,663	28,709	18,427	7,527	54,663	30,026	16,590	8,047	54,663
Margibi	15,628	12,586	4,590	32,804	12,406	15,997	4,401	32,804	16,730	11,455	4,619	32,804	18,736	9,057	5,011	32,804
Maryland	7,436	4,977	1,548	13,961	5,868	6,562	1,531	13,961	7,236	5,102	1,623	13,961	8,497	3,832	1,632	13,961
Montserrado	112,848	96,931	33,288	243,067	70,522	142,933	29,612	243,067	113,812	99,815	29,440	243,067	148,515	65,006	29,546	243,067
Nimba	38,833	40,526	9,145	88,504	32,012	47,309	9,183	88,504	40,966	37,906	9,632	88,504	47,337	31,023	10,144	88,504
Rivercess	2,608	2,455	778	5,841	1,911	3,183	747	5,841	2,673	2,421	747	5,841	3,411	1,609	821	5,841
Sinoe	4,876	6,875	982	12,733	3,574	8,284	875	12,733	6,001	5,800	932	12,733	7,883	3,897	953	12,733
River Gee	4,018	2,054	772	6,844	3,444	2,749	651	6,844	4,110	2,041	693	6,844	4,464	1,589	791	6,844
Gbarpolu	6,893	3,493	1,011	11,397	6,066	4,420	911	11,397	7,836	2,608	953	11,397	7,961	2,409	1,027	11,397
<b>National Total</b>	<b>292,318</b>	<b>246,473</b>	<b>76,912</b>	<b>615,703</b>	<b>221,163</b>	<b>322,223</b>	<b>72,317</b>	<b>615,703</b>	<b>307,647</b>	<b>234,517</b>	<b>73,539</b>	<b>615,703</b>	<b>364,901</b>	<b>174,469</b>	<b>76,333</b>	<b>615,703</b>